


MP 6311

Mono / Color Graphic & Printer Adapter User's Manual



***Proyecto : Habilitar vídeo
Maquina SKM (EDM)***

***Elaborado por Sergio Ayala
9 d Marzo de 2023
Guadalajara, Jal,. México
gdlsergiofar@gmail.com***

MP 6311

Mono / Color Graphic & Printer Adapter User's Manual (Configuración de Puentes)

JP1, JP2 Puerto de impresora

ON ON Deshabilitado
OFF ON LPT1 (0x3BC)
ON OFF LPT2 (0x378)
OFF OFF LPT3 (0x278)

JP3 COLOR / MONO

ON COLOR
OFF MONO

JP4 Cambio automático

ON Deshabilitar (manual)
OFF Habilitar

JP5 ROM de caracteres

ON Interna
OFF Externa

JP6 Pantalla en blanco automática

ON Deshabilitar
OFF Habilitar

JP7 Emulación de color

ON Inhabilitar
OFF Habilitar

JP8 Reservado

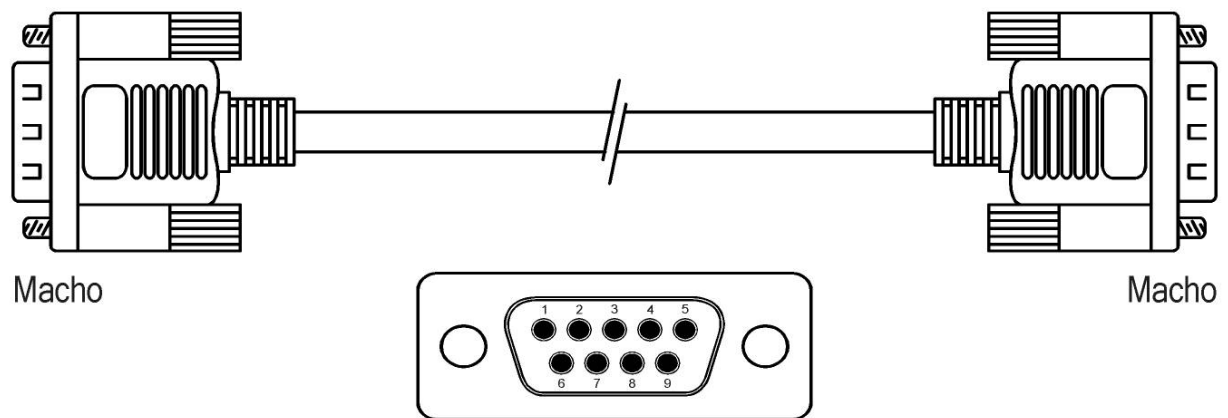
JP9 Fuente

ON 7x7
OFF 5x7

JP10 Desconocido

MP 6311

Mono / Color Graphic & Printer Adapter **User's Manual** (Cable y Modo)



Modo
CGA

Xvga

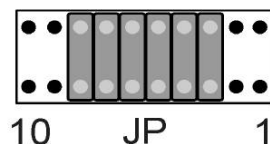
Modo
HGC

Xvga

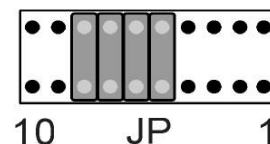
1	--	Gnd	--	1
2	--	Gnd	--	2
3	--	Rojo	--	3
4	--	Verde	--	4
5	--	Azul	--	5
6	--	NC	--	
7	--	NC	--	
8	--	H sync	--	8
9	--	V sync	--	9

1	--	Gnd	--	1
2	--	Gnd	--	2
3	--	NC	--	
4	--	NC	--	
5	--	NC	--	
6	--	NC	--	
7	--	Verde	--	4
8	--	H sync	--	8
9	--	V sync	--	9

Color



Mono Color



MP 6311

Mono / Color Graphic & Printer Adapter User's Manual (Varios)

Notas :

CGA = Color Graphics Adapter

HGC = Hercules Graphics Card

VGA = Video Graphics Array

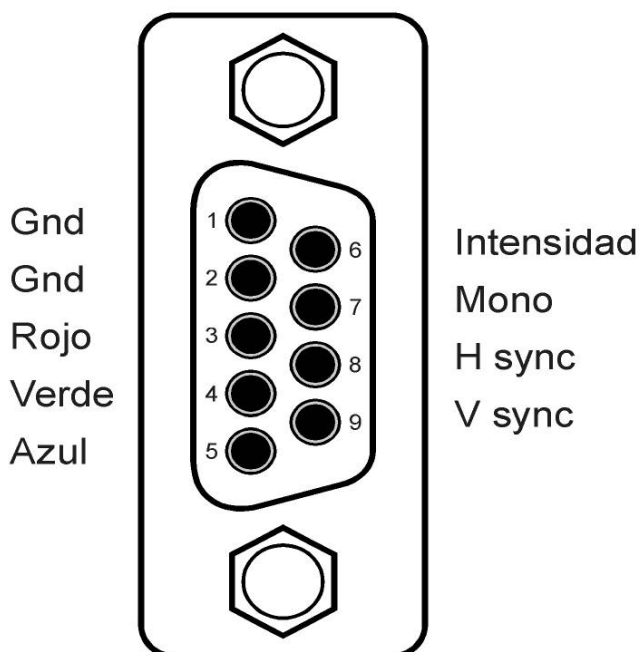
Xvga = Convertidor a VGA

(CGA) H sync = 15.7 KHz

V sync = 59.9 Hz

(HGC) H sync = 18.5 KHz

V sync = 49.0 Hz



CGA / HGC

Puerto de vídeo
Conector DB9 Hembra