

Deskpro 386s

System Boards	Assembly	Spare Part
386SX System	000954 ¹ /001145 001148 ² /001157 001644	112572-001
386SX System	002116 ³	126532-001

¹ Comes with VGC Board (Assembly Number 001059) mounted on system board.

² Comes with 1-MB Memory Module (Assembly Number 000981 or 001076) mounted on system board.

³ Includes Advanced VGA capability. Used only in systems with a "256VGA" label applied to the rear of the unit. Not available in the U.S. and Canada.

Switch SW1 Settings

System Board (000954, 001145, 001148, 001157 and 001644)

1	2	3	4	5	6	Function
ON *						Enable fail-safe timer
OFF						Disable fail-safe timer
	OFF*					387SX coprocessor not installed
	ON					387SX coprocessor installed
		OFF*				Reserved
			OFF*			CPU boot speed 16 MHz (always)
			ON			CPU boot speed 16 MHz except when accessing diskette drive, then 8 MHz
				OFF		Reserved
					ON*	EGA, RGBI, or VGC
					OFF	Third-party monochrome (MDA only)

* Default.

SW2 Settings

System Board (000954, 001145, 001148, 001157 and 001644)

1	2	3	4	5	6	7	8	Function
OFF*								Primary diskette and Hard Drive address select (3FX and 1FX)
ON								Secondary diskette and Hard Drive address select (37X and 17X)
	OFF*							Enable power-on password
	ON							Disable power-on password
		OFF*						Enable Hard Drive
		ON						Disable Hard Drive
			OFF*	OFF*				Serial interface COM1 IRQ4
			ON	OFF				Serial interface COM2 IRQ3
			ON	ON				Disable serial interface
			OFF	ON				Reserved
					ON*	OFF*		Select printer interface LPT1 (3BX)
					OFF	ON		Select printer interface LPT2 (37X)
					ON	ON		Disable printer interface
					OFF	OFF		Reserved
							OFF*	Enable integrated VGC
							ON	Disable integrated VGC

* Default.

Deskpro 386s

SW3 Settings

System Board (000954, 001145, 001148, 001157, and 001644)

1	2	Function
ON*	ON*	640 KB base memory limit
ON	OFF	512 KB base memory limit
OFF	OFF	256 KB base memory limit
OFF	ON	Reserved

* Default.

SW3 Settings (continued)

3	4	5	6	Memory Exp	Memory Mod A	Memory Mod B	Total Memory
ON	ON	ON	ON	1 MB on system board only			
ON*	ON*	ON*	OFF*	1MB			2MB
ON	ON	OFF	ON	1MB	1MB		3MB
ON	ON	OFF	OFF	1MB	1MB	1MB	4MB
OFF	ON	ON	OFF	4MB			5MB
ON	OFF	OFF	ON	1MB	4MB		6MB
ON	OFF	ON	ON	1MB	1MB	4MB	7MB
OFF	ON	OFF	ON	4MB	4MB		9MB
ON	OFF	OFF	OFF	1MB	4MB	4MB	10MB
OFF	ON	OFF	OFF	4MB	4MB	4MB	13MB

* Default.

Board Jumper/Switch Settings

System Board (000954, 001145)

Jumper	Setting	Function
E4	2 – 3 *	Enable pointing device interface
E4	1 – 2	Enable IRQ12 from bus, disable pointing device
E3	Jumper on	Reserved
E2	Jumper on	Reserved

* Default – pins closest to U64.

Board Jumper/Switch Settings

System Board (001148, 001157, 001644)

Jumper	Setting	Function
E1	Jumper on	Reserved
E3	Jumper on	Reserved
E4	2 – 3 *	Enable pointing device interface
E4	1 – 2	Enable IRQ12 from bus, disable pointing device interface
E10	1 – 2 *	8-bit video BIOS
E10	2 – 3	16-bit video BIOS

* Default.

System Board (002116 **)

SW1 Settings

1	2	3	4	5	6	Function
ON *						Enable integrated VGA
OFF						Disable integrated VGA
	ON *					Enable ROM-resident setup
	OFF					Disable ROM-resident setup
		ON *				Enable external boot
		OFF				Disable external boot
			ON *			Enable power-on password
			OFF			Disable power-on password
				ON *		Reserved
					ON *	Enable diskette write
					OFF	Disable diskette write

* Default.

** Not available in the U.S.

Deskpro 386s

Memory Boards	Assembly	Spare Part
1 MB 16-MHz Mem Exp *	000966	112522-001
4 MB 16-MHz Mem Exp *	000969	112521-001
1 MB Memory Module *	000981	112519-001
	001076-003	
	001076-004/007/008	
	001151-002	
	001256-	
	003/004/007/008	
	001259-002	
1 MB Memory Module **	118666	118740-001
2 MB Memory Module **	118667	113923-001
4 MB Memory Module *	000993	112520-001
	001166-002	
4 MB Memory Module **	137930	137965-001

* Used with system board Assembly Numbers 000954, 001145, 001148, 001157, and 001644.

** Used with system board Assembly Number 002116.

Controller Boards	Assembly	Spare Part
15 MHz ESDI Controller *	001283/001628	121667-001
Advanced ESDI Controller *	WD1009	122370-001
ESDI External 300/600 *	001091	115839-001
ESDI/Diskette Controller *	001472	115374-001
Tape Adapter *	000774	113259-001

* See Multiproduct Boards Appendix, for settings.

Video Boards	Assembly	Spare Part
Advanced Graphics 1024 **	109958	114201-001
Advanced Graphics Memory	109959	114202-001
Qvision 1024/I Controller **	002163	126655-001
VGA Pass-Through*	001430	114241-001

* Required for single-monitor configuration only if a 1-MB or 4-MB Memory Expansion Board is not installed.

** See Multiproduct Boards Appendix, for settings.

Miscellaneous	Assembly	Spare Part
2400-Baud Internal Modem	001070	Not Available
9600/2400 Fax Modem **		197458-001
Serial/Parallel Interface *	000570	106886-001
		Replaced w/ 106886-002
Serial/Parallel Interface *	000990	106886-001
		Replaced w/ 106886-002

* See Multiproduct Boards Appendix, for settings.

** See Modem Configuration Information Appendix.

Deskpro 386s

Hard Drives

Size	Type	Inter-leave	Integrated	Min ROM	Spare Part	Controller
20 MB	2	1:1	Y	M.3	Not Available	N/A
20 MB	2	3:1	Y	M.3	Not Available	N/A
40 MB	22	1:1	Y	M.3	Not Available	N/A
40 MB	43	1:1	Y	M.3	Not Available	N/A
60 MB	55	1:1	Y	P.4	Not Available	N/A
84 MB	27	1:1	Y	M.3	Not Available	N/A
100 MB	45	1:1	Y	M.3	142365-001 ¹	N/A
110 MB	33	1:1	Y	M.3	Not Available	N/A
120 MB	50	1:1	Y	P.4	136918-001 ¹ 111910-001 ² 116806-001 ²	N/A
210 MB	51	1:1	Y	P.4	124013-001 ¹	N/A
320MB	28	1:1	N	N.4	Not Available ¹ 111918-001 ²	001283/ 001628/ WD1009
340MB ³	28	1:1	Y	N.4	194525-001 ^{1, 4}	001283/ 001628/ WD1009
Hard Drive Expansion Unit (300 MB)						001283 001472 001628 WD1009

¹ Except Europe. ² Europe only. ³ Formats to 325 MB.

⁴ Contains IDE interface hard drive. If system has two ESDI hard drives, is used in an Expansion Unit, or with the Advanced ESDI Controller (WD1009), order 115182-001 hard drive kit.

Tape Drives	Spare Part	Tape Cartridge	Spare Part
40/60 MB (1/2 height)*	112524-001	40 MB (DC2000)	108142-001
60 MB (1/3 height)*	131338-001	60 MB (DC2060)	122086-001
80/120 MB (1/2 height)*	122087-001	80 MB (DC2080)	116966-001
80/120 MB (1/3 height)*	131337-001	120 MB (DC2120)	116967-001
120/250 MB	197490-001	80 MB (DC2080)	116966-001
135 MB	112523-001	120 MB (DC2120)	116967-001
150/250 MB	115220-001	120 MB (DC2120)	116967-001
		135 MB (DC600 XTD)	113234-001
		150 MB (DC600 XTD)	115298-001
		250 MB (DC6250)	

* With Compression.

Diskette Drives	Spare Part
360 KB	112567-001
1.2 MB	112566-001
1.44 MB *	112565-001
1.44 MB **	122392-001
Diskette Drive Adapter Kit	118686-001

* Requires MS-DOS Version 3.31 Revision A if installed as drive B, and MS-DOS Version 3.31 Revision B if installed as drive A.

** Used only with system board Assembly Number 002116.

Deskpro 386s

Cables	Used With	Spare Part	Desc.
Diskette/Tape Signal	All Diskette Drives 40-/60- and 80-/120-MB Tape Drives	113594-001	
Diskette Power/Signal	1.44 MB Diskette Drive Part Number 122392-001	122158-001	
External I/O	Expansion Unit	115810-001	
Hard Drive Signal	20-, 40-, 60-, 84-, 110-, 120- and 210-MB Hard Drive C	113595-001	
Hard Drive Signal	20-, 40-, 60-, 84-, 110-, 120- and 210-MB Hard Drive D	112528-001	
Mass Storage Power	All Diskette and Tape Drives	113596-001	
Mass Storage Power	20-, 40-, 60-, 84-, 110-, 120- and 210-MB Hard Drive C	101741-001	6 inch
Mass Storage Power	20-, 40-, 60-, 84-, 110-, 120- and 210-MB Hard Drive D	101741-004	15 inch
Mass Storage Power	320-MB Hard Drive	115215-001	
Mass Storage Signal	320-MB Hard Drive	100625-006	20-Pin
		115197-001	34-Pin
Tape Signal	135- and 150-/250-MB Tape Drives	113198-002	
Telephone Cable	Modem	112666-001	
VGA Pass-Through	Advanced Graphics	114229-001	

Coprocessor/Processor Locations

System Board	Processor (386SX-16)	Coprocessor (387SX-16)
000954, 001145	U80	U104
001148, 001157, 001644	U97	U115
002116	U26	U115

System ROM Locations

System Board Assembly	System ROM	System Option ROM
000954, 001145	U81 ODD U67 EVEN	
001148, 001157, 001644	U90 ODD U74 EVEN	U47 ODD U40 EVEN
002116	U100	

Deskpro 386s

System ROM Revisions (Spare Part 112564-001)

System Board Assembly Numbers 000954, 001145, 001148, 001157, and 001644

Revision	Number on ODD ROM	Number on EVEN ROM
M.3	112593-008	112594-008
N.2	112593-009	112594-009
N.4	112593-010	112594-010
N.5	112593-011	112594-011
P.3	112593-012	112594-012
P.4	112593-013	112594-013

System ROM Revisions (Spare Part 122171-001)

System Board Assembly Number 002116

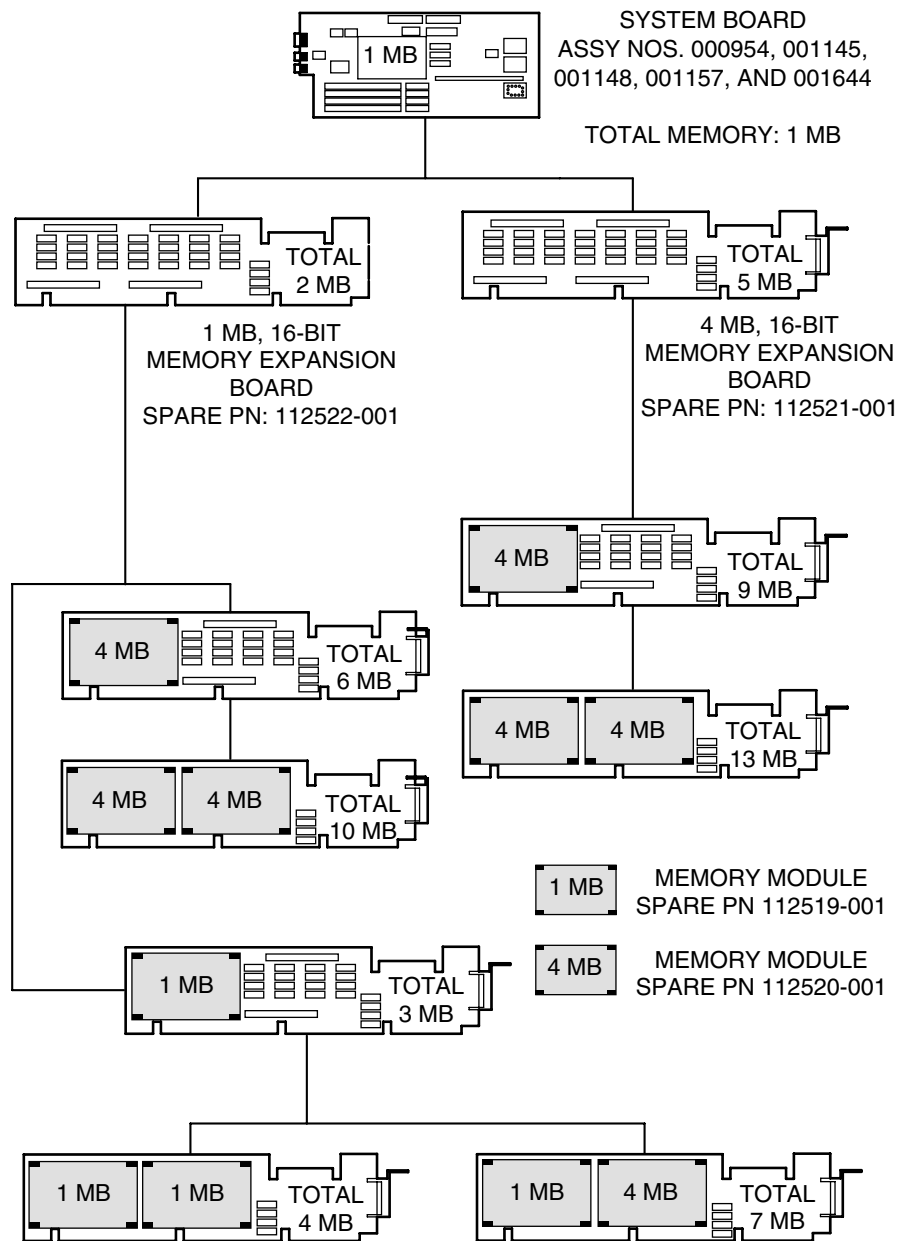
Revision	Number on ROM
042590	122134-003
081390	122134-004
110691	126523-005

Battery/Power Supply Spare Part

Battery	112654-001 (System Boards 000954, 001145, 001148, and 001644)
Battery/Clock Module	107872-001 (System Boards 001157, 002116)
Power Supply	112570-001

Deskpro 386s

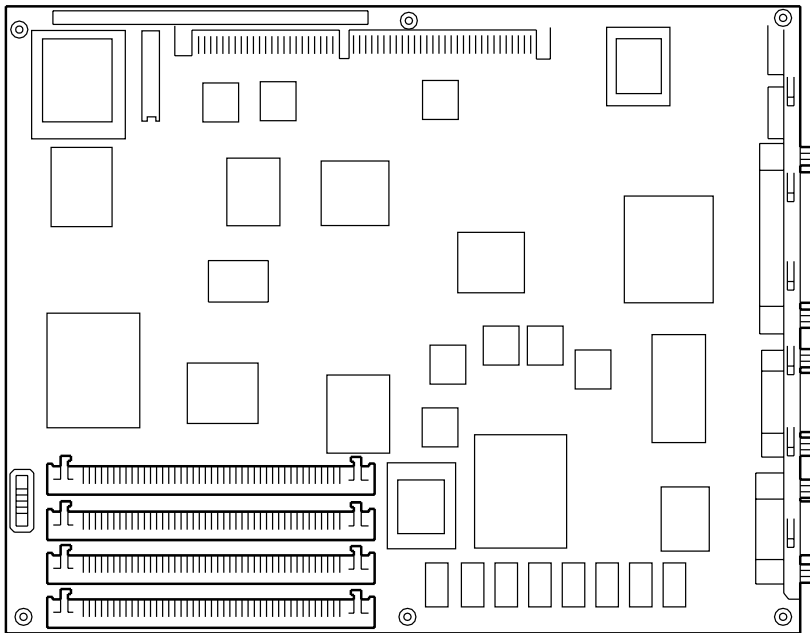
Memory Upgrade Chart No. 1



Deskpro 386s

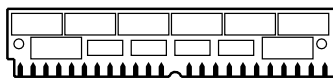
Memory Upgrade Chart No. 2

SYSTEM BOARD - ASSY NO. 002116*

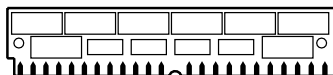


INSTALL ANY MEMORY MODULE IN SLOT J1 ON THE SYSTEM BOARD; THEN INSTALL MEMORY MODULES IN ANY COMBINATION AND IN ANY ORDER IN THE REMAINING SLOTS.

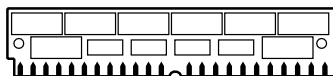
MAXIMUM MEMORY: 16 MEGABYTES



1-MB MEMORY MODULE
SPARE PN 118740-001



2-MB MEMORY MODULE
OPTION PN 118689-001



4-MB MEMORY MODULE
OPTION PN 137935-001

* Not Available in the U.S.